


# NC-UV0609 2017 small smart splendid

Making great improvement



Size  
151CM\*160CM\*74CM



PhotoPrint CD 1



Printer Driver CD 1



Spanner 1 set    Screw Driver 2

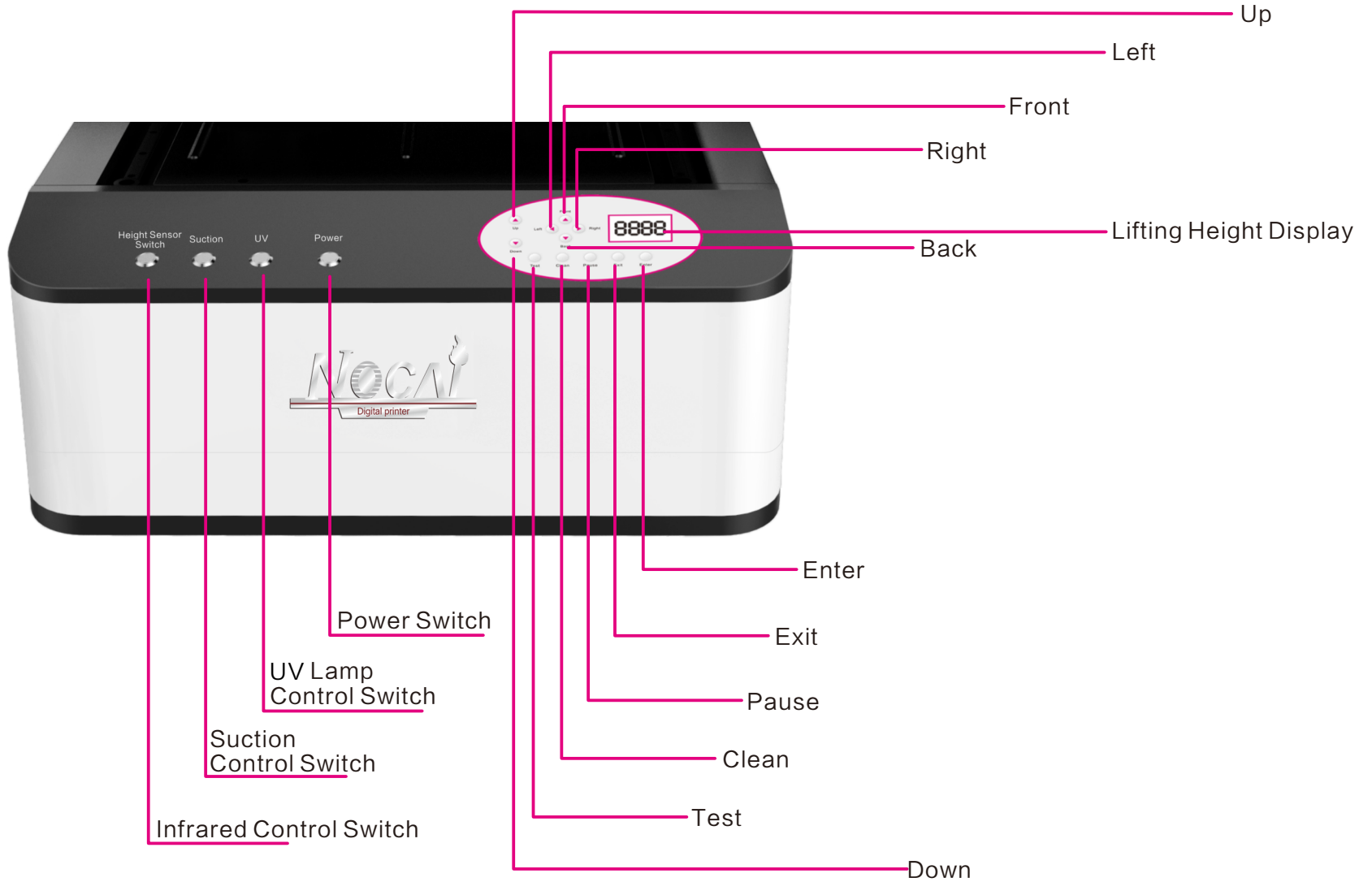


Power wire 1    Network wire 1    Syringe 1  
Cap top 2    Damper 2    Tube 4    Printhead Cable 2











1. Click on the Enter into the function menu, According to the Exit Exit menu can be;
2. Press the Front can see upwards, Press the Back can see down.
3. Commonly used in general is the inside of the equipment maintenance nozzle test, The automatic cleaning, manual on ink, ink and so on!




1. Click on the Clean may go into the shower nozzle to choose, Press Enter directly to clean.

## Special operations: the UV lamp test


1. Press the Power switch on, and hold the Front + Right + Exit immediately enter the maintenance menu;
2. Press the Right transferred to Out 1: oFF (main board signal output), according to the Back to 8: oFF; Click on the Enter detection is determined (UV lights show the card output without problems) to 9: OFF as a little UV lamp test operation, complete direct test Shut down the power button and then open the can.



Scalable Station




Print table 61\*90CM



Carriage Assembly And Ink Supplying System




Capping pump station



Ink Tank



Ink Adding Area




Adding Ink Switch



Turn to right Ink Supply. Turn to Left Stop Supplying.



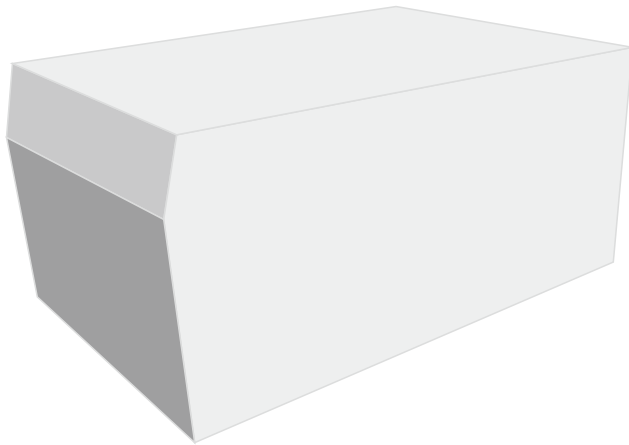


Detail of Ink Tank



Add Ink needed according the Sign above





Arrange a base, 1.3\*0.7\*1.2M



Arrange an Electric Strip.



PC/Laptop with I5 Core.



PC Desk

### ★Attention

- ◎ Suggest that use Printer everyday, if no worksheet, print a test strip or a few pictures."
- ◎ Such as printer stopping one month or more, it's suggested to disassemble printhead and manual cleaning, then keep it in a daption environment.
- ◎ Spraying Distance is 2-3mm, please do not stick too close, in order to avoid printhead scraped. Too far may also affect printing effect."
- ◎ UV Model: Reflecting Material, such as stainless metal, mirror can not be printed, for UV light refraction will cause ink rapid curing, lead to printhead be blocked."
- ◎ Equipment must be connected the ground wire.

### Next Software Installing